

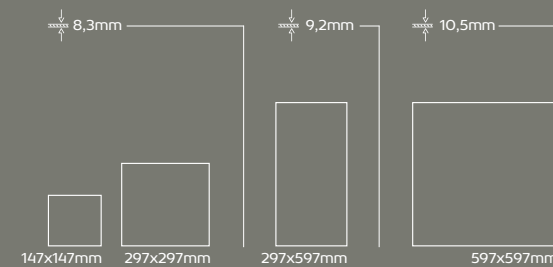


CHICAGO

COLLECTION

PORCELAIN TILES
GRÈS CÉRAMÉ
GRÉS PORCELÂNICO

SIZES




SURFACE

MATT
MATE

R10A



COLORS



V2
SLIGHT VARIATION
LÉGÈRE VARIATION
VARIACÃO LEVEIRA



MEDIUM HIGH - TRAFFIC
TRAFFIC MODÉRÉ À INTENSE
TRÁFEGO MÉDIO A INTENSO



WALL & FLOOR
MURS ET SOLS
REVEST. E PAVIMENTO

CHICAGO

PORCELAIN TILES
GRÈS CÉRAMÉ
GRÉS PORCELÁNICO

SLIDER 96 WET: >36°

LAKE

597x597mm




MATT | MATE R10A [10,5mm]
M16595RT
M16595

297x597mm



MATT | MATE R10A [9,2mm]
M6795RT
M6795

297x297mm



MATT | MATE R10A [8,3mm]
M895

147x147mm



MATT | MATE R10A [8,3mm]
M14595

LAKE



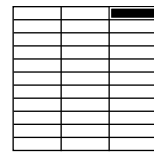
BORN · ECO



◀ - 12% RECYCLED MATERIAL - ▶

GLUED ON MESH

297X297mm



±25X97mm

P25595

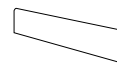
SKIRTING BOARD ROUNDED EDGE | PLINTHE AVEC BORD ARRONDI | RODAPÉ BOLEADO

95X597mm



MATT | MATE
RM8795
RM8795RT

95X297mm



MATT | MATE
RM3695
RM3695RT

LOOP

597x597mm



MATT | MATE R10A [10,5mm]
M16599RT
M16599

297x597mm



MATT | MATE R10A [9,2mm]
M6799RT
M6799

297x297mm




MATT | MATE R10A [8,3mm]
M899

147x147mm



MATT | MATE R10A [8,3mm]
M14599

LOOP



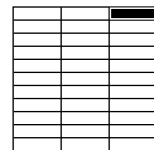
BORN · ECO



◀ - 12% RECYCLED MATERIAL - ▶

GLUED ON MESH

297X297mm



±25X97mm

P25599

SKIRTING BOARD ROUNDED EDGE | PLINTHE AVEC BORD ARRONDI | RODAPÉ BOLEADO

95X597mm



MATT | MATE
RM8799
RM8799RT

95X297mm



MATT | MATE
RM3699
RM3699RT

CHICAGO

PORCELAIN TILES
GRÈS CÉRAMÉ
GRÉS PORCELÁNICO

SLIDER 96 WET: >36°

SKYDECK

597x597mm




MATT | MATE R10A [10,5mm]
M16598RT
M16598

297x597mm



MATT | MATE R10A [9,2mm]
M6798RT
M6798

297x297mm



MATT | MATE R10A [8,3mm]
M898

147x147mm



MATT | MATE R10A [8,3mm]
M14598

SKYDECK



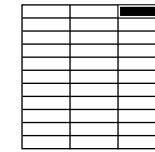
BORN · ECO



◀ - 12% RECYCLED MATERIAL - ▶

GLUED ON MESH

297X297mm



±25X97mm

P25598

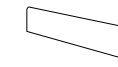
SKIRTING BOARD ROUNDED EDGE | PLINTHE AVEC BORD ARRONDI | RODAPÉ BOLEADO

95X597mm



MATT | MATE
RM8798
RM8798RT

95X297mm



MATT | MATE
RM3698
RM3698RT

NIGHT

597x597mm



MATT | MATE R10A [10,5mm]
M16596RT
M16596

297x597mm



MATT | MATE R10A [9,2mm]
M6796RT
M6796

297x297mm




MATT | MATE R10A [8,3mm]
M896

147x147mm



MATT | MATE R10A [8,3mm]
M14596

NIGHT



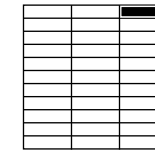
BORN · ECO



◀ - 12% RECYCLED MATERIAL - ▶

GLUED ON MESH

297X297mm



±25X97mm

P25596

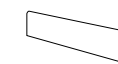
SKIRTING BOARD ROUNDED EDGE | PLINTHE AVEC BORD ARRONDI | RODAPÉ BOLEADO

95X597mm



MATT | MATE
RM8796
RM8796RT

95X297mm



MATT | MATE
RM3696
RM3696RT

CHICAGO


PORCELAIN TILES
GRÈS CÉRAMÉ
GRÉS PORCELÂNICO

SLIDER 96 WET: >36°



SKIRTING BOARD ROUNDED EDGE | PLINTHE AVEC BORD ARRONDI | RODAPÉ BOLEADO

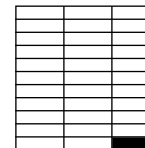
95X597mm



MATT | MATE
RM8790
RM8790RT


GLUED ON MESH

297X297mm



P25590 ±25X97mm

AVENUE



BORN · ECO



← 12% RECYCLED MATERIAL →

AVENUE

597x597mm



MATT | MATE RIOA [10,5mm]
M16590RT
M16590

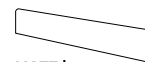
297x597mm



MATT | MATE RIOA [9,2mm]
M6790RT
M6790

SKIRTING BOARD ROUNDED EDGE | PLINTHE AVEC BORD ARRONDI | RODAPÉ BOLEADO

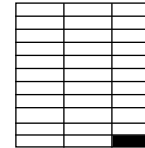
95X597mm



MATT | MATE
RM 8797
RM 8797RT

GLUED ON MESH

297X297mm



P25597 ±25X97mm

TOWERS



BORN · ECO



← 20% RECYCLED MATERIAL →

TOWERS

597x597mm



MATT | MATE RIOA [10,5mm]
M16597RT
M16597

297x597mm



MATT | MATE RIOA [9,2mm]
M6797RT
M6797

FLOOR CLASSIFICATION CLASSIFICATION DE SOL CLASSIFICAÇÃO DE PAVIMENTO



Avenue	Mate	597x597x10.5	M16590	U3S P3 E3 C2	R10 A
Avenue	Mate	297x597x9.2	M6790	U3S P3 E3 C2	R10 A
Lake	Mate	147x147x8.3	M16595	U3S P3 E3 C2	R10 A
Lake	Mate	597x597x10.5	M16595	U3S P3 E3 C2	R10 A
Lake	Mate	297x597x9.2	M6795	U3S P3 E3 C2	R10 A
Lake	Mate	297x297x8.3	M895	U3S P3 E3 C2	R10 A
Loop	Mate	147x147x8.3	M16599	U4 P4 E3 C2	R10 A
Loop	Mate	597x597x10.5	M16599	U4 P4 E3 C2	R10 A
Loop	Mate	297x597x9.2	M6799	U4 P3 E3 C2	R10 A
Loop	Mate	297x297x8.3	M899	U4 P4 E3 C2	R10 A
Night	Mate	147x147x8.3	M16596	U2S P3 E3 C2	R10 A
Night	Mate	597x597x10.5	M16596	U2S P3 E3 C2	R10 A
Night	Mate	297x597x9.2	M6796	U2S P3 E3 C2	R10 A
Night	Mate	297x297x8.3	M896	U2S P3 E3 C2	R10 A
Skydeck	Mate	147x147x8.3	M16598	U4 P4 E3 C2	R10 A
Skydeck	Mate	597x597x10.5	M16598	U4 P4 E3 C2	R10 A
Skydeck	Mate	297x597x9.2	M6798	U4 P3 E3 C2	R10 A
Skydeck	Mate	297x297x8.3	M898	U4 P4 E3 C2	R10 A
Towers	Mate	597x597x10.5	M16597	U3S P3 E3 C2	R10 A
Towers	Mate	297x597x9.2	M6797	U3S P3 E3 C2	R10 A

PACKING & WEIGHTS EMBALLAGE ET POIDS EMBALAGENS & PESOS

CHICAGO	FORMAT FORMATO	FINISHING FINITION ACABAMENTO	PIECES/BOX PIÈCES/BOÎTE PEÇAS/CAIXA	SQM/BOX m²/BOÎTE m²/CAIXA	BOXES/PALLET BOÎTES/PALLETTE CAIXAS/PALETTE	SQM/PALLET m²/PALLETTE m²/PALETTE	WEIGHT/SQM POIDS Kg/m² PESO/Kg/m²	WEIGHT/BOX POIDS/BOÎTE [Kg] PESO/CAIXA [Kg]	WEIGHT/PALLET POIDS/PALLETTE [Kg] PESO/PALETTE [Kg]
	147x147x8.3	Matt	35,00	0,76	80	60,80	18,75	14,25	1160,00
	597x597x10.5	Matt	3,00	1,07	36	38,52	23,30	24,93	917,52
	597x597x10.5	Matt	3,00	1,07	36	38,52	22,80	24,40	898,26
	297x597x9.2	Matt	5,00	0,89	60	53,40	21,65	19,27	1176,11
	297x597x9.2	Matt	6,00	1,06	48	50,88	21,10	22,37	1093,57
	297x297x8.3	Matt	13,00	1,15	52	59,80	18,75	21,56	1141,25
					UNITS/BOX UNITÉS/BOÎTE UNIDADES/CAIXA	UNITS/PALLET UNITÉS/PALLETTE UNIDADES/PALETTE			
Skirting Board	95x297x8.3	Matt	34,00	34,00	60	2040,00	0,53	17,99	1099,22
Skirting Board	95x597x9.2	Matt	20,00	20,00	48	960,00	1,20	23,94	1169,12
Mesh	297x297x9.2	Matt	10,00	10,00	30	300,00	1,68	16,80	524,00