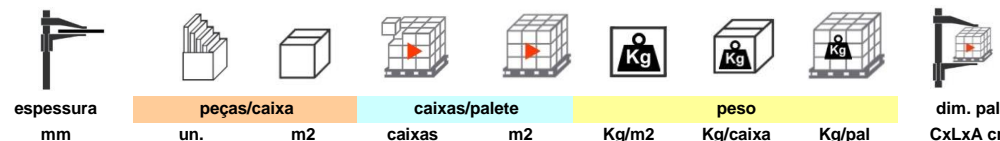


## Embalagens e pesos



formato	espessura	peças/caixa		caixas/paleta		peso			dim. pal.
mm	mm	un.	m2	caixas	m2	Kg/m2	Kg/caixa	Kg/pal	CxLxA cm
97x97	10.8	84	0.79	56	44.24	25.0	19.8	1,133	120x96x78
97x97 polido	9.8	84	0.79	56	44.24	22.7	17.9	1,026	120x96x78
97x97 mesh mounted (colado em rede)	10.8	8x9	0.71	54	38.34	24.8	17.6	974	120x96x75
97x97 mesh mounted (colado em rede)	9.8	8x9	0.71	54	38.34	22.3	15.8	877	120x96x75
147x147 (*1)	10.8	36	0.78	56	43.68	25.0	19.5	1,116	120x96x78
147x147 polido (*1)	9.8	36	0.78	56	43.68	22.7	17.7	1,015	120x96x78
297x297	10.8	12	1.06	48	50.88	25.0	26.5	1,296	120x96x75
297x297 polido	9.8	12	1.06	48	50.88	22.7	24.1	1,181	120x96x75
97x597	10.8	14	0.81	56	45.36	25.0	20.3	1,161	120x96x78
97x597 polido	9.8	14	0.81	56	45.36	22.7	18.4	1,054	120x96x78
147x597	10.8	9	0.81	56	45.36	25.0	20.3	1,161	120x96x78
147x597 polido	9.8	9	0.81	56	45.36	22.7	18.4	1,054	120x96x78
297x597 cortado e retificado	10.5	5	0.89	48	42.72	22.8	20.3	994	120x80x75
297x597	10.8	5	0.89	48	42.72	25.0	22.3	1,090	120x80x75
297x597 polido	9.8	5	0.89	48	42.72	22.7	20.2	990	120x80x75
597x597	10.5	3	1.07	36	38.52	24.0	25.7	945	120x80x75
597x597	10.8	3	1.07	36	38.52	25.0	26.8	985	120x80x75
597x597 polido	9.8	3	1.07	36	38.52	22.7	24.3	895	120x80x75
597x597	20	2	0.71	30	21.3	45.1	32.0	980	120x80x75
297x890	10.8	3	0.79	30	23.7	25.0	19.8	618	120x96x45
297x890 polido (*1)	9.8	3	0.79	30	23.7	22.7	17.9	561	120x96x45
890x890	10.5	2	1.58	15	23.7	24.5	38.7	621	107x98x74
890x890	10.8	2	1.58	15	23.7	25.0	39.5	633	107x98x74
890x890 polido (*1)	9.8	2	1.58	15	23.7	22.7	35.9	579	107x98x74

(\*1) - sob consulta



formato	espessura	peças/caixa		caixas/paleta		peso			dim. pal.
mm	mm	un.	m2	caixas	m2	Kg/m2	Kg/caixa	Kg/pal	CxLxA cm
97x1190 (*1)	10.8	12	1.39	32	44.48	25.0	34.8	1,158	129x88x75
97x1190 polido (*1)	9.8	12	1.39	32	44.48	22.7	31.6	1,055	129x88x75
147x1190	10.5	4	0.70	60	42	24.0	16.8	1,052	129x88x75
147x1190	10.8	4	0.70	60	42	25.0	17.5	1,094	129x88x75
197x1190	10.5	3	0.70	60	42	24.0	16.8	1,052	129x88x75
297x1190	10.8	2	0.71	56	39.76	25.0	17.8	1,041	129x88x75
297x1190 polido	9.8	2	0.71	56	39.76	22.7	16.1	946	129x88x75
597x1190	10.8	2	1.42	28	39.76	25.0	35.5	1,025	120x80x75
597x1190 polido	9.8	2	1.42	28	39.76	22.7	32.2	933	120x80x75
597x1190	10.5	2	1.42	28	39.76	24.5	34.8	1,005	120x80x75
70x297 rodapé	10.8	36		56			18.0	1,032	120x96x78
70x297 rodapé polido	9.8	36		56			16.2	931	120x96x78
70x597 rodapé	10.8	18		56			18.0	1,032	120x96x78
70x597 rodapé polido	9.8	18		56			16.2	931	120x96x78
70x890 rodapé	10.5	12		48			17.5	864	120x96x75
70x890 rodapé	10.8	12		48			18.0	888	120x96x75
70x890 rodapé polido	9.8	12		48			16.2	802	120x96x75
297x297 degrau sulcado (FMB)	10.8	8		48			17.5	864	120x96x75
297x297 degrau polido sulcado (FMB)	9.8	8		48			15.8	780	120x96x75
297x597 degrau sulcado (FMB)	10.8	5		48			22.3	1,090	120x80x78
297x597 degrau polido sulcado (FMB)	9.8	5		48			20.1	983	120x80x78
297x597 degrau sulcado com espelho (FMD)	10.8	2		96			10.0	980	120x80x78
297x597 degrau polido sulcado com espelho (FMD)	9.8	2		96			9.1	892	120x80x78
297x297 rede	10.8	8		48			17.5	864	120x96x75
297x297 rede polido	9.8	8		48			15.8	780	120x96x75
297x597 rede	10.8	5		48			22.3	1,090	120x80x78
297x597 rede polido	9.8	5		48			20.1	983	120x80x78

(\*1) - sob consulta

# CEREV<sup>®</sup>

formato	espessura	peças/caixa		caixas/paleta		peso			dim. pal.
mm	mm	un.	m2	caixas	m2	Kg/m2	Kg/caixa	Kg/pal	CxLxA cm
147x147	6.5	44	0.95	85	80.75	10.6	10.1	879	120x80x90
197x197	7	25	0.97	96	93.12	11.6	11.3	1,105	120x80x95
197x197 Prisma (relevo)	8.1	22	0.85	96	81.6	11.6	9.9	970	120x80x95
97x297	7.5	40	1.15	72	82.8	12.4	14.3	1,050	120x80x104
197x397	7.5	16	1.25	64	80	12.4	15.5	1,012	120x80x95
197x397 Cipreste (Quadriculado)	7.5	16	1.25	64	80	11.7	14.6	954	120x80x95
247x447	7.5	13	1.44	51	73.44	12.1	17.4	907	120x80x90
247x447 Fusion	7.5	13	1.44	51	73.44	11.7	16.8	877	120x80x90
287x587	9.5	6	1.01	48	48.48	15.1	15.3	754	120x80x75
197x597	9.5	10	1.18	64	75.52	15.3	18.1	1,178	120x80x95
197x597 Sugar	9.5	10	1.18	64	75.52	13.6	16.0	1,044	120x80x95
297x597	9.5	6	1.06	48	50.88	15.1	16.0	788	120x80x75
297x597 Sea/Wind	9.5	6	1.06	48	50.88	14.5	15.4	759	120x80x75
237x737	10	6	1.05	54	56.7	16.1	16.9	933	120x80x86
247x747	10	6	1.11	54	59.94	16.1	17.8	981	120x80x86
297x890	10.5	5	1.32	40	52.8	16.7	22.0	904	120x96x75
297x890 Majesty	10.5	5	1.32	40	52.8	14.9	19.7	812	120x96x75
297x890 Tridimensional/ Diamond	10.5	5	1.32	40	52.8	14.7	19.4	800	120x96x75

# PAVIGRÉS<sup>®</sup>

formato	espessura	peças/caixa		caixas/paleta		peso			dim. pal.
mm	mm	un.	m2	caixas	m2	Kg/m2	Kg/caixa	Kg/pal	CxLxA cm
150x150 serigr.	6	64	1.44	70	100.8	12.9	18.6	1,322	120x80x90
317x317	7.2	15	1.50	48	72	15.3	23.0	1,124	120x80x79
70x317 rodapé	7.2	40		85			14.2	1,227	120x80x98
410x410	8.3	8	1.34	60	80.4	18.3	24.5	1,490	120x80x99
75x410 rodapé	8.3	40		60			24.0	1,461	120x80x97
80x410 rodapé	8.6	40		60			24.0	1,460	120x80x97
447x447	8.3	6	1.20	68	81.6	18.3	22.0	1,516	120x80x105
70x447 rodapé	8.3	34		52			19.7	1,045	120x80x76

# GRESPOR<sup>®</sup>

formato



formato mm	espessura	peças/caixa		caixas/paleta		peso			dim. pal.
	mm	un.	m2	caixas	m2	Kg/m2	Kg/caixa	Kg/pal	CxLxA cm
97x197 RG	8.3	50		60			18.0	1,100	120x80x75
97x297 RS	8.3	34		60			18.3	1,118	120x80x75
97x297 R	8.3	34		54			18.3	1,008	120x80x77
95x297 R20xx	8.3	34		60			17.4	1,064	120x80x75
95x297 RP20xx	7.6	36		60			18.5	1,130	120x80x75
95x297 RR rústico cortado	8.3	34		60			18.1	1,106	120x80x75
95x297 RR+RM rústico cortado	9.2	30		60			17.9	1,094	120x80x75
95x297 RC+RCM+RCB+RCR+RCA	9.5	30		60			18.7	1,142	120x80x75
95x297 RCP	8.8	30		60			17.6	1,076	120x80x75
95x397 R	9.2	24		54			18.9	1,041	120x80x65
95x397 RP	8.5	26		54			19.5	1,073	120x80x65
95x447 RR+RM	9.2	23		35			19.9	717	120x80x65
95x447 RC+RCM	9.5	23		35			21.4	769	120x80x65
95x447 RCB+RCR+RCA	9.5	23		35			21.1	759	120x80x65
95x447 RCP	8.8	23		35			20.0	720	120x80x65
95x447 RCL+RP semi-polido	9.2	23		35			21.3	766	120x80x65
95x580	10.5	18		48			21.8	1,066	120x80x65
95x587	10.5	18		48			24.6	1,200	120x80x65
47x597	9.2	32		56			18.9	1,081	120x80x75
47x597	9.5	30		56			19.8	1,129	120x80x75
70x597	10.5	18		56			16.9	966	120x80x75
95x597 RR	9.2	20		48			24.0	1,172	120x80x65
95x597 R+RC+RCM+RCB+RCR+RCA+RM+RR de 597x597	10.5	18		48			24.8	1,210	120x80x65
95x597 RUP	9.8	19		48			24.8	1,210	120x80x65
95x597 RC+RCM+RCB+RCR+RCA de 297x597	9.5	20		48			24.5	1,194	120x80x65
95x597 RCP	8.8	21		48			24.2	1,179	120x80x65
95x597 RCP	9.8	19		48			24.8	1,210	120x80x65
97x597	9.2	16		56			19.6	1,115	120x80x75
97x597	9.5	15		56			19.8	1,129	120x80x75
147x597	9.2	11		56			20.4	1,161	120x80x75
147x597	9.5	10		56			19.8	1,129	120x80x75
70x890	11.5	12		48			19.0	936	120x96x75
75x890	9.2	15		48			21.4	1,051	120x96x75
75x890	10.5	13		48			21.2	1,042	120x96x75
70x897	10.5	13		48			21.2	1,038	120x80x75
97x97	7.2	75	0.71	112	79.52	16.3	11.5	1,308	120x80x84
97x97 rede	7.2	13x9	1.15	54	62.1	15.7	18.0	992	105x95x75
97x97 rede	8.3	11x9	0.97	54	52.38	17.5	17.0	938	105x95x75
97x97 cortado polido rede	8.8	10x9	0.85	54	45.90	19.3	16.4	906	105x95x75
97x97 cortado rede	9.2	10x9	0.85	54	45.90	20.3	17.3	954	105x95x75
97x97 cortado rede	9.5	10x9	0.85	54	45.90	21.0	17.9	987	105x95x75

# GRESPOR<sup>®</sup>

formato



formato mm	espessura	peças/caixa		caixas/paleta		peso			dim. pal.
	mm	un.	m2	caixas	m2	Kg/m2	Kg/caixa	Kg/pal	CxLxA cm
147x147	8.3	35	0.76	80	60.80	18.8	14.3	1,164	120x80x74
147x147 cortado polido	7.6	38	0.82	80	65.60	17.1	14.0	1,140	120x80x75
147x147 AD	8.3	35	0.76	80	60.80	18.3	13.9	1,132	120x80x74
147x147 cortado	9.5	30	0.65	80	52.00	21.7	14.1	1,148	120x80x74
147x147 cortado	10.5	28	0.61	80	48.80	24.5	14.9	1,212	120x80x74
147x147	12	24	0.52	80	41.60	26.5	13.8	1,124	120x80x74
147x147 AD	12	24	0.52	80	41.60	25.5	13.3	1,084	120x80x74
197x197 mate	7.5	34	1.32	54	71.28	17.0	22.4	1,230	120x80x74
197x197	8.3	31	1.20	54	64.80	18.8	22.5	1,235	120x80x74
197x197 AD ponta diamante e bago de arroz	8.3	31	1.20	54	64.80	17.7	21.2	1,165	120x80x74
197x197 AD disc face	8.3	31	1.20	54	64.80	17.5	21.0	1,154	120x80x74
197x197 estruturado	8.3	31	1.20	54	64.80	17.7	21.2	1,165	120x80x74
197x197	11	23	0.89	54	48.06	25.2	22.4	1,230	120x80x74
197x197 AD	11	23	0.89	54	48.06	24.5	21.8	1,197	120x80x74
197x197	12	21	0.82	54	44.28	27.0	22.1	1,213	120x80x74
197x197 AD	12	21	0.82	54	44.28	26.5	21.7	1,192	120x80x74
297x297	7.5	15	1.32	52	68.64	16.9	22.3	1,180	120x80x74
297x297 mate	8.3	13	1.15	52	59.80	18.8	21.6	1,143	120x80x74
297x297 AD	8.3	13	1.15	52	59.80	18.3	21.0	1,112	120x80x74
297x297 estruturado	8.3	13	1.15	52	59.80	18.8	21.6	1,143	120x80x74
297x297	9.2	12	1.06	52	55.12	21.0	22.3	1,180	120x80x74
297x297	11	10	0.88	52	45.76	25.2	22.2	1,174	120x80x74
297x297	14	8	0.71	52	36.92	31.9	22.6	1,195	120x80x74
297x297 polido	7.6	15	1.32	52	68.64	17.1	22.6	1,195	120x80x75
297x297 C+CB+CR+CA	9.5	12	1.06	52	55.12	21.4	22.7	1,200	120x80x75
297x297 CM	9.5	12	1.06	52	55.12	21.4	22.7	1,200	120x80x75
297x297 CP	8.8	13	1.15	52	59.80	20.7	23.9	1,263	120x80x75
297x482 FG	9.2	6		30			17.3	540	120x80x80
297x482 FG	9.5	6		30			17.6	547	120x80x80
293x587 mármore polido	10.5	5	0.86	48	41.28	24.5	18.9	927	120x80x75
297x597 não retificado	9.2	5	0.89	60	53.40	21.7	19.3	1,178	120x80x74
297x597 retificado	9.2	6	1.06	48	50.88	21.1	22.4	1,095	120x80x75
297x597 cortado e retificado	10.5	5	0.89	48	42.72	22.8	20.3	994	120x80x75
297x597 degrau rústico cortado	9.2	6		48			22.7	1,110	120x80x75
297x597 C+CM+CB+CR+CA	9.5	6	1.06	48	50.88	22.0	23.4	1,143	120x80x75
297x597 CP	8.8	6	1.06	48	50.88	20.3	21.5	1,052	120x80x75
297x597 C+CR+CB Minos	9.5	6	1.06	48	50.88	21.4	22.7	1,110	120x80x75
297x597 CG Minos	9.5	6	1.06	48	50.88	20.4	21.6	1,057	120x80x75
297x597 CP Minos	8.8	6	1.06	48	50.88	19.5	20.7	1,014	120x80x75
297x597 TM	9.5	6	1.06	48	50.88	21.9	23.2	1,134	120x80x75
297x597 TMB	9.5	6	1.06	48	50.88	21.2	22.5	1,100	120x80x75
297x597 TMG	9.5	6	1.06	48	50.88	20.8	22.1	1,081	120x80x75
297x597 TMP	8.8	6	1.06	48	50.88	19.4	20.6	1,009	120x80x75







# GRESPOR<sup>®</sup>









formato	espessura	peças/caixa		caixas/paleta		peso			dim. pal.
mm	mm	un.	m2	caixas	m2	Kg/m2	Kg/caixa	Kg/pal	CxLxA cm
397x397	9.2	5	0.79	96	75.84	20.8	16.4	1,594	120x80x94
397x397 polido	8.5	6	0.95	72	68.4	19.1	18.1	1,323	120x80x95
357x357 hexagonal	8.3	10	1.10	48	52.8	18.8	20.7	1,019	122x83x86
447x447 não retificado	9.2	5	1.00	68	68	21.5	21.5	1,482	120x80x104
447x447 retificado + lapato	9.2	5	1.00	68	68	21.3	21.3	1,468	120x80x105
447x447 C+CM+CB+CR+CA	9.5	5	1.00	68	68	21.7	21.7	1,496	120x80x105
447x447 CP	8.8	5	1.00	68	68	20.0	20.0	1,380	120x80x105
447x447 rústico	9.2	5	1.00	68	68	21.3	21.3	1,468	120x80x105
587x587 mármore polido	10.5	3	1.03	36	37.08	24.5	25.2	927	120x80x75
597x597 não retificado	9.2	3	1.07	40	42.8	21.8	23.3	952	120x80x74
597x597 retificado	9.2	3	1.07	40	42.8	21.3	22.8	932	120x80x74
597x597 não retificado	10.5	3	1.07	36	38.52	23.3	24.9	916	120x80x74
597x597 retificado	10.5	3	1.07	36	38.52	22.8	24.4	898	120x80x75
597x597 uni.+granito+grão gr. polido	9.8	3	1.07	36	38.52	21.3	22.8	841	120x80x75
(47/97/147)x597 mate e bujardado	9.5	15	0.87	56	48.72	22.0	19.2	1,095	120x80x75
597x597 C+CM	10.5	3	1.07	36	38.52	24.5	26.2	963	120x80x75
597x597 CB+CR+CA	10.5	3	1.07	36	38.52	24.0	25.7	945	120x80x75
597x597 CP	9.8	3	1.07	36	38.52	21.9	23.4	862	120x80x75
597x597 C Minos	10.5	3	1.07	36	38.52	24.5	26.2	963	120x80x75
597x597 CP Minos	9.8	3	1.07	36	38.52	21.6	23.1	852	120x80x75
597x597 TM	10.5	3	1.07	36	38.52	24.5	26.2	963	120x80x75
597x597 TMB	10.5	3	1.07	36	38.52	24.0	25.7	945	120x80x75
597x597 TMP	9.8	3	1.07	36	38.52	21.4	22.9	844	120x80x75
597x597 14mm	14	2	0.71	36	25.56	31.9	22.6	834	120x80x74
597x597 retificado	20	2	0.71	30	21.3	45.1	32.0	980	120x80x75
297x890	10.5	3	0.79	30	23.7	24.5	19.4	606	120x96x45
297x890 polido	9.8	3	0.79	30	23.7	22.9	18.1	567	120x96x45
447x890	10.5	2	0.80	40	32	24.5	19.6	808	120x96x60
447x890 - polido	9.8	2	0.80	40	32	22.0	17.6	728	120x96x60
890x890	9.2	2	1.58	18	28.44	21.9	34.6	663	107x98x74
890x890	10.5	1	0.79	35	27.65	24.5	19.4	719	107x98x74
890x890 polido	9.8	1	0.79	35	27.65	22.9	18.1	674	107x98x74
218x881 (222x897 retificado)	10.5	4	0.77	50	38.5	24.5	18.9	969	120x96x45
222x897 prensado	10.5	4	0.80	50	40	24.5	19.6	1,004	120x96x46
197x1190	10.5	3	0.70	60	42	24.5	17.2	1,076	129x88x75
197x1190 polido	9.8	3	0.70	60	42	22.9	16.0	1,004	129x88x75
297x1190	10.5	2	0.71	56	39.76	24.5	17.4	1,018	129x88x75
297x1190 polido	9.8	2	0.71	56	39.76	22.9	16.3	957	129x88x75
597x1190	10.5	1	0.71	48	34.08	24.5	17.4	866	120x80x75
597x1190 polido	9.8	1	0.71	48	34.08	22.9	16.3	813	120x80x75
597x1190 pedras polidas	9.2	1	0.71	48	34.08	21.7	15.4	770	120x80x75
221x1780	12	2	0.79	48	37.92	27.8	22.0	1,109	186x92x65



## Embalagens e pesos

 <b>P21 CEREV</b>	 <b>espessura</b>	 <b>peças/caixa</b>		 <b>caixas/paleta</b>		 <b>peso</b>			 <b>dim. pal.</b>
		un.	m2	caixas	m2	Kg/m2	Kg/caixa	Kg/pal	
147x147	6.5	44	0.95	85	80.75	11.1	10.5	913	120x80x90
197x197	7	25	0.97	96	93.12	11.5	11.2	1,095	120x80x95
97x297	7.5	40	1.15	72	82.8	12.4	14.3	1,050	120x80x104
197x597	9.5	10	1.18	64	75.52	15.3	18.1	1,178	120x80x95
297x597	9.5	6	1.06	48	50.88	15.1	16.0	788	120x80x75

 <b>P21 PAVIGRÉS</b>	 <b>espessura</b>	 <b>peças/caixa</b>		 <b>caixas/paleta</b>		 <b>peso</b>			 <b>dim. pal.</b>
		un.	m2	caixas	m2	Kg/m2	Kg/caixa	Kg/pal	
97x97	6	90	0.85	112	95.2	12.9	11.0	1,252	120x80x84
97x97 AD	8.3	63	0.59	112	66.08	17.8	10.5	1,196	120x80x84
97x97 rede	6	15x9	1.32	54	71.28	12.9	17.0	938	105x95x75
97x97 rede AD	8.3	11x9	0.97	54	52.38	16.9	16.4	906	105x95x75
97x197 G - rodapé prensado curvo	7.2	54		60			18.0	1,100	120x80x75
147x147	6	64	1.38	70	96.6	12.9	17.8	1,266	120x80x90
197x197	6	31	1.20	72	86.4	12.9	15.5	1,136	120x80x75
197x197 AD	8.3	23	0.89	72	64.08	18.3	16.2	1,186	120x80x75
197x197 hexagonal	6	31	1.05	60	63	12.9	13.5	835	122x83x75
97x297	7.2	24	0.69	112	77.28	16.0	11.0	1,252	120x80x84
297x297	7.2	16	1.41	48	67.68	16.0	22.6	1,105	120x80x75

Pág. 8 / 9



formato	espessura	peças/caixa		caixas/paquete		peso			dim. pal.
mm	mm	un.	m2	caixas	m2	Kg/m2	Kg/caixa	Kg/pal	CxLxA cm
297x297 D - degrau mate	8.3	13		52			21.6	1,143	120x80x75
297x297 M - degrau macio	8.3	13		52			21.6	1,143	120x80x75
297x297 P - degrau polido	7.6	15		52			22.6	1,195	120x80x75
95x297 H - rodapé cortado	8.3	34		60			18.0	1,100	120x80x75
95x297 HM - rodapé cortado macio	8.3	34		60			18.0	1,100	120x80x75
95x297 HP - rodapé cortado polido	7.6	36		60			16.3	998	120x80x75
447x447 não retificado	9.2	5	1.00	68	68	21.5	21.5	1,482	120x80x104
447x447 M - retificado + macio	9.2	5	1.00	68	68	20.5	20.5	1,414	120x80x105
447x447 P - polido	8.5	5	1.00	68	68	19.8	19.8	1,366	120x80x105
95x447 L - rodapé cortado	9.2	23		35			20.4	734	120x80x65
95x447 LM - rodapé cortado macio	9.2	23		35			20.4	734	120x80x65
95x447 LP - rodapé cortado polido	8.5	25		35			18.7	675	120x80x65
297x597 não retificado	9.2	5	0.89	60	53.4	21.9	19.5	1,190	120x80x74
297x597 M - retificado + macio	9.2	6	1.06	48	50.88	21.1	22.4	1,095	120x80x75
297x597 P - polido	8.5	6	1.06	48	50.88	19.4	20.6	1,009	120x80x75
597x597 não retificado	10.5	3	1.07	36	38.52	23.3	24.9	916	120x80x74
597x597 M - retificado + macio	10.5	3	1.07	36	38.52	22.8	24.4	898	120x80x75
597x597 P - polido	9.8	3	1.07	36	38.52	21.3	22.8	841	120x80x75
597x597 14mm	14	2	0.71	36	25.56	31.9	22.6	834	120x80x74
95x597 W - rodapé cortado	10.5	18		48			23.8	1,160	120x80x65
95x597 WP - rodapé cortado polido	9.8	19		48			23.0	1,124	120x80x65
447x890	10.5	2	0.80	40	32	24.5	19.6	808	120x96x60
447x890 M - macio	10.5	2	0.80	40	32	24.5	19.6	808	120x96x60
447x890 P - polido	9.8	2	0.80	40	32	22.0	17.6	728	120x96x60
890x890	10.5	1	0.79	35	27.65	24.5	19.4	719	107x98x74
890x890 P - polido	9.8	1	0.79	35	27.65	22.9	18.1	674	107x98x74
597x1190	10.5	1	0.71	48	34.08	24.5	17.4	863	120x80x75
597x1190 P - polido	9.8	1	0.71	48	34.08	22.9	16.3	810	120x80x75